



The Orpington Club of Australia (Inc.)

‘The Orpington Outlook’

November 2014 Late Spring Edition



It's that time of the year when next year's Champions are hatching! Some cute Large Buff chicks

**Established in 1985 the Orpington Club of Australia is dedicated to promote and protect this stately breed.
'We do best what we do together'**

From the Presidents Shed.

G'day everyone,

I hope you all have plenty of chicks on the ground, or full incubators, or both!

After we last went to press I learnt of the sad passing of Rob Lavender. I obtained my first Orpingtons from Rob in 1991 and was like a kid in a lolly shop on his property at Gulgong, gazing at row after row of beautiful Orpingtons. In following years he was always helpful with my many questions and queries on Orpingtons and was somewhat of a mentor for me. This is the poultry fancy at its best. In later years poor health worked against him and he was not as prominent in Orpingtons as he could have been. Nonetheless, he was still a mine of information. Rest in peace old mate.

As promised in my last report, I would like to focus upon the issue of our judges, or more precisely the increasing lack of them. Many of the people I have shown under have passed on to the big chookhouse in the sky and fewer new judges are coming through. I have heard people complain that the same names keep popping up at their local shows as judges, well guess what guys, maybe that's all there is available (or at least willing to travel there). Fewer judges has been a concern for as long as I have kept poultry (40+ years) so even if we can improve the situation in a small way, then I am determined that we do so.

Firstly, I am aware of our limitations as a specialist club in this respect. As we only meet once a year we are not in a position to run judging schools as local/general clubs can and have done as they might meet monthly or bi-monthly. We can, however, consider the following:

*Employ one of our experienced members to adjudicate a small class and or judge the developmental section as happened with me last year.

* Request one of the appointed judges to give a commentary on his/her thoughts across one, maybe two classes as they judge. Of course this would require the judges consent but I'm sure most would not object. Graham Findlay did this some years ago at our show and it proved popular and informative.

* Request appointed judge to "coach" an experienced exhibitor through one or two classes. This could follow the format of the judge helping the "apprentice" judge to reach his/her conclusions (while not revealing them) and then judging said class/s himself which will be the official decision. Of course, if their decisions concur, all the better. I feel this has the merit of the exhibitor getting good adjudication on their birds and the "apprentice" gaining a little experience.

Of course, none of the above "makes" a judge, but if it tweaks a genuine interest in endeavouring to become a judge, perhaps via their local club then the exercise will have been well worthwhile. I am aware of books available which are in a way judging courses in themselves, but feel they must be combined with hands on experience. I am also aware that more senior fanciers would say that you have to have had many breeds in your yards and been successful with them before you can judge them. This is almost certainly true, but to my mind does not meet with modern reality. Constraints of space, time and money mean very few now can keep a dozen or more breeds and be successful on the show bench with all of them. I would humbly suggest that if you are an Orpington breeder/exhibitor and a successful one over a period of years then you do have the requisite experience of most of the pitfalls and successes which can attend heavy soft feather breeds, and are at least on the front foot as far as contemplating a judging career is concerned. Of course, a lot of our members do have other breeds and this is all to the good as far as this issue is concerned.

Well, I've said my bit. I hope I haven't ruffled any feathers with my comments on judging, my aim is simply to do something instead of complaining. I don't have all the answers, if you the members have better ideas or think we should not involve ourselves with this aspect of the fancy please let us know via the newsletter. In the meantime, I hope you are all well and hatching plenty of healthy chicks.

Simon Beven

Proud President of the Best Club in the World.



For all information about the Orpington Club
of Australia go to;
www.orpingtonaustralia.com

Round the Traps from the Secretary.

First of all my apologies for the delay in getting this edition out. However hopefully it's worth the wait and as you will see over the last few months Orpingtons have been successfully out in force at many of the bigger shows. Thanks to our Foreign Correspondent we also have a feature on Orpingtons in South Africa I have to say I was struggling to work out what Porcelain was until I realized that it's White!!



You will also see in this edition that the date and venue for the 2015 National Orpington Show has been confirmed. Thanks to the members who provided feedback on venue etc. The Club is delighted to be going back to the Heartland of Orpingtons for its 2015 show (at Dubbo) as it is 20 years since the reformed Clubs meeting met in Wellington. Congratulations to recently honoured Life Member Rob Stanley on his election to the role of President of Dubbo Poultry Club.

Just a little plug for two Orpington related Facebook groups, one being our own Club page (search for The Orpington Club of Australia) which we have 102 members. There are some great photos on display as well as some up to date information. The other group is Orpingtons of Oz which has an amazing 473 members in. Again great photos and super stories, instant advertising of stock, birds wanted etc might mean that the days of snail mail are nearly over. Another thing is that very few of these Facebook members are interested in showing but the majority are interested in preserving and promoting the breed which perhaps as breed club we should look at how we can incorporate them into our membership?

Finally a big Friendly Orpington welcome to our newest members in Margaret Towell (Vic) Tim Stapleton (VIC) & Jenny Drinkwater (NSW).

Martin D

Best contact is via Email secretary@orpingtonaustralia.com

The chook run that Anthony built

(or how a city couple with no handy skills built a fortress for their Orpington beauties)

By Rita Soares

I was probably an Orpington hen in a previous life. Well, my partner Anthony calls me “Mother Orpington”. Aside from body shape resemblance, with well packed fat layers in certain places, I seem to communicate quite well with my trio of Buff girls, knowing that they desired a very large area to roam in my next property. So when Anthony and I moved from an outer suburban block to half an acre in Monbulk, we were determined to build a very large outdoor run for our precious girls and perhaps future boys.

First we assessed the area and decided that a coop could be placed on the south side of our large garage. There was a concrete floor already there where firewood had been stored by the previous owners, so that seemed to be the perfect spot. We measured the concrete floor area (1.2 x 3 metres) and had a small steel fowl shed built to size. This was going to be the sleeping quarters and the laying area for our girls.

Ordering the shed was very easy and delivery was speedy: we had it within a week or two. Removing the firewood and detaching the carcass of the old wood shed took Anthony a weekend and a few expletives. Assembling the new fowl shed, and placing it on the concrete floor required a few more expletives, countless lost screws and another weekend.

With the coop assembled, the only part missing was the outdoor run. Knowing how demanding our girls were for space (they were used to free ranging under supervision in our previous property...once Orpingtons taste the free-range life, there is no going back), we decided to build a very large run. After looking at Anthony’s sketch of the proposed run, I asked him whether it would be better to get a handyman or carpenter build it for us, due to the fact that:

- 1- He only has one day off per week;
- 2 - He is couch-bound on his day off due to the ridiculous hours he works in the office and the ritualistic Saturday Golf he plays;
- 3 - He is not very handy with building projects.

Let’s say that my stating of reason number 3 cemented Anthony’s idea that he was going to build this run no matter what.


And in fact, my fellow Orpington lovers, Anthony did build the run for our girls. After 4 months of hammered fingers, several trips to our local hardware



Inside the coop: nesting boxes and wood shavings



Building the chicken run - the metal shed attached to the garage is where the girls spend their nights.



store, numerous expletives and lost screws, the run was finished. It is made of round pine sleepers for uprights, 50mm thick sleepers around the ground perimeter and chicken wire surrounding the walls and roof. Anthony also dug old pieces of corrugated iron into the ground to prevent foxes digging in.

Over the ensuing months, we added other improvements, including some shade cloth to protect the entrance of the coop from winds, and a small covered section (using recycled corrugated iron roofing) to allow the girls to be outside in the rain. As I like to compost chicken poo, I ensure there is always lots of dry carbon material in the run

(straw, old leaves, sawdust, tree mulch, etc). These materials help absorb the droppings and keep the girls entertained, as they scratch away. They also help prevent the run becoming a mud bath during wet weather. After 4 to 6 months, I gather all the material that is in the run and place it in a heap in the yard to further compost for use in the veggie garden. I can use the run material straight away around established shrubs and trees in the garden.


The run now is home to 6 Orpington ladies (3 buff, 1 blue, 1 white and 1 cuckoo) but unfortunately no boys will ever be allowed in. We found out after we purchased our half acre that the residential Council zoning we fell under prevented us from having roosters. Having been to my first Orpington National Show in 2014 increased my itch to have some boys and contribute to the preservation and improvement of this breed, but unfortunately that will have to wait until we are able to afford moving to a rural area.

In the meanwhile, Anthony is sketching a new run for our girls. We realised that in our haste to build the coop and run, we forgot to take into account a spot for our veggie patch. As the original run is in the sunniest spot in our backyard, we are planning to move the girls to another area of the backyard... and grow veggies in the current run. There will also be some other improvements. We noticed the chicken wire we used to cover the run was great at keeping large birds, possums, feral cats and other animals away from our girls. However, Minah birds are able to fly through the wire openings and eat from anything left in the run. So for our future run, we will be using a smaller gauge chicken wire to prevent smaller birds from getting in (and preventing disease being brought into our flock). We will also make sure the gate into the run is wide enough for a wheelbarrow to go in, as this will make the carting of materials in and out of the run much easier.

References: The steel fowl house we used was made by Steel Chief. They have various different sizes of fowl sheds or they can build one to a custom size. Website: www.steelchief.com.au



Girls and pullets enjoying the tangle of branches inside their run



The run is complete!

South African National Championship Show Report

Once again thank you very much for your e-mail and invitation to write something for the newsletter. Following your request herewith a list of the show entries at our National Show. A total number of 166 Large entries and 53 Bantams were entered, a sum total of 219. In the instance of the Large entries the majority came from the Buffs, 47 and the blacks 43 with the other colors making up the balance. The photos enclosed herewith shows the Large Black Hen as the breed champion and the Porcelain Cock the reserve breed champion.


In the Bantam class we had 30 Black, 5 Blue, 8 Splash, 6 Buff and 4 white with the white cockerel the breed champion and the Buff pullet the reserve breed champion as per the photos enclosed herewith. The Large lavender hen enclosed is from my stock and the variety winner which I am sending merely to show the progress we've had with this variety in evenness of color, size and type to match our Blacks. Although there is still work to be done on the Lavenders I am very proud on what have been achieved to date. Feedback from Europe (Belgium) is that there is nothing comparative their side of the world and I trust that I will one day have the honour and opportunity to export some to yourselves, the UK and Europe. Excellent progress have been made with the Bantam Lavenders and numbers are on the increase in both large and small categories.



Currently we have penned our breeding pairs and trust that a good breeding season is awaiting us. You should be doing the same your end of the world and if at all possible I would appreciate a photo gallery of your Orpingtons during the National Show.

Looking forward to hear from you soon.

Orpington greetings South Africa
Manie









Date for your Diary

**The 2015 Orpington Club of Australia
Show will be held on
Saturday 13th June 2015 at the Dubbo
Poultry Club Pavilion Dubbo NSW.**

A few more 2014 Show Results

2014 Southern Feature Show held in conjunction with Footscray Poultry Clubs 50th
Anniversary Show on 27th July

Champion Orpington, Ch Large and Ch Large Black- Sonya Ford with a Black Pullet

Champion Large Blue- Sonya Ford

Champion Large Buff- Jenny Stewart

Champion Large White- Sonya Ford

Champion Large Cuckoo- Corinna Till

Champion Bantam Ch Bantam Blue- Vicki Jerrett

Champion Bantam Black- Vicki Jerrett

Champion Bantam Buff- Royce Keirl

Rosewood Poultry Club 28th July 2014

Champion Orpington, Ch Large and Ch Large Black – Karen Bussian with a Black
Cockerel

Brisbane EKKA 2014

Champion Orpington, Ch Large and Ch Large Black – Karen Bussian with a Black Pullet

Champion Orpington AOC- Karen Bussian with a Large Blue Hen

Royal Adelaide Show 2014

Champion Orpington, Ch Large and Ch Large Black- Trevor Dent with a Black Cock

Res Champion Orpington – Trevor Dent Large Black Pullet

Other winners were Kevin Jarred (Large Buff Hen & Pullet) Heakly and Graves (Large
Buff Ck & Ckl) Oakey and Williams (Large Buff Pullet and Black Ckl)A&S Burgess (Large
Blue Ckl)

Champion Bantam Orpington- Gavin Woods with a Black Pullet

Other Bantam winners were A&S Burgess (Blues) and Healy and Graves (Buffs)

Fred was in the fertilized egg business. He had several hundred young pullets and ten roosters to fertilize the eggs. He kept records, and any rooster not performing went into the soup pot and was replaced.

This took a lot of time, so he bought some tiny bells and attached them to his roosters.

Each bell had a different tone, so he could tell from a distance, which rooster was performing. Now, he could sit on the porch and fill out an efficiency report by just listening to the bells.

Fred's favorite rooster, old Butch, was a very fine specimen, but this morning he noticed old Butch's bell hadn't rung at all!

When he went to investigate, he saw the other roosters were busy chasing pullets, bells-a-ringing, but the pullets, hearing the roosters coming, would run for cover.

To Fred's amazement, old Butch had his bell in his beak, so it couldn't ring. He'd sneak up on a pullet, do his job and walk on to the next one.

Fred was so proud of old Butch, he entered him in the Brisbane City Show and he became an overnight sensation among the judges.

The result was the judges not only awarded old Butch the "No Bell Piece Prize," but they also awarded him the "Pulletsurprise" as well.

Clearly old Butch was a politician in the making. Who else but a politician could figure out how to win two of the most coveted awards on our planet by being the best at sneaking up on the unsuspecting populace and screwing them when they weren't paying attention.

Vote carefully in the next election, you can't always hear the bells.



The Orpington Club of Australia **Office Bearers 2013-14**

Patrons – Will Burdett (UK)

President: Simon Beven

Secretary Treasurer: Martin
'Wananga' Doulton

Vice President:
Denis Stannard,

Webmaster- Jenny Stewart:
Foreign Correspondent- Rob
Callinan

Life members:

Jim Blatch (Dec), Charlie Bishop (Dec), Rob Lavender (Dec), Rob Callinan, Dallas Smith,
Judy Witney, Robert Stanley

Southern Committee:

Judy Witney, Sonya Ford, Jenny Stewart, Sue Venator

Northern Committee:

Dallas Smith, Rob Callinan, Denis Stannard, Simon Beven

2015 National Orpington Show Organisers:

Jayne Stannard & Suzanne Knight

State Representatives- TBC

Club First Contact address:

965 Macclesfield Road, Yellingbo VIC 3139

Phone no ; +61 (0) 3 5964 8224

Email: secretary@orpingtonaustralia.com

Web site: www.orpingtonaustralia.com

The Views and opinions expressed in this publication are those of the authors only, and do not necessarily reflect those of the Committee or editorial staff!

An easy way to pay Your MEMBERSHIPS

The Orpington Club of Australia membership year now goes from May 1st to April 30th the following year.

\$20 for adults and \$10 for juniors get you at least 4 newsletters a year but more so the ability to connect into passionate fellow Orpington Breeders.

Download a form from www.orpingtonaustralia.com and send your remittance to the Club Secretary Martin Doulton at;

965 Macclesfield Road, Yellingbo VIC 3139

**Or pay by Direct deposit into the Clubs account
BSB 062 549 Ac No 0090 1366 Ac Name Orpington Club of
Australia**

**Then send Martin an email with updated membership details,
date and deposit details secretary@orpingtonaustralia.com**